
















Fuze Desktop Queues

Sign Into a Queue	Sign Into All Queues	Pause a Queue
<ol style="list-style-type: none">1. Click the Queue Name  icon2. Click SIGN IN  button3. Select preferred device4. Click Sign In	<ol style="list-style-type: none">1. Click the All Queues  icon2. Click SIGN INTO ALL/SIGN IN  button3. Select preferred device4. Click Sign In	<ol style="list-style-type: none">1. Click the Queue Name  icon2. Click the Pause  icon3. Select the appropriate pause reason4. Click PAUSE 
Pause All Queues	Sign Out of a Queue	Sign Out of All Queues
<ol style="list-style-type: none">1. Click the All Queues  icon2. Click the Pause  icon3. Select the appropriate pause reason4. Click PAUSE 	<ol style="list-style-type: none">1. Click the Queue Name  icon2. Click the Sign Out  icon	<ol style="list-style-type: none">1. Click the All Queues  icon2. Click Sign Out of All button OR3. Click the Sign Out  icon